

» H1 hard shoulder

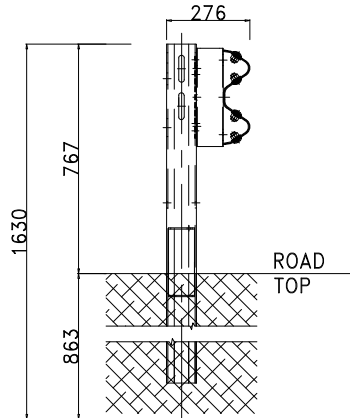
H1BL400

components

- W Beam 5333 mm th. 2,5 mm;
- "C" Section Post 25x60x100 mm th. 4,0 mm
H = 1630 mm c/c 2666,6 mm;
- "U" Spacer th. mm 3;
- Stiffner for "C" Post;
- Adjusting setting plate;
- Unthreading proof little plate;
- Bolts and Nuts;
- Reflector (n° 1 every 16 m).

This Barrier provides, for each section of barrier, the installation mitred Approach / Escape modules for a total length of 19, 046 m (9,523 for Approach+ 9,523 for Escape)

section



- **Dwg. n.: H1BL400**
c/c distance between the posts: **2.666 mm**

performance

TB11 - Car 900 kg

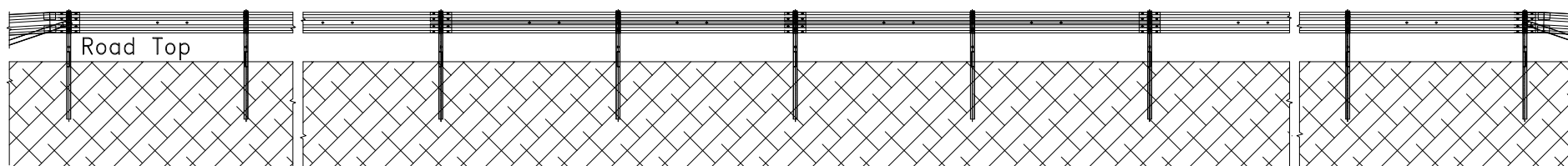
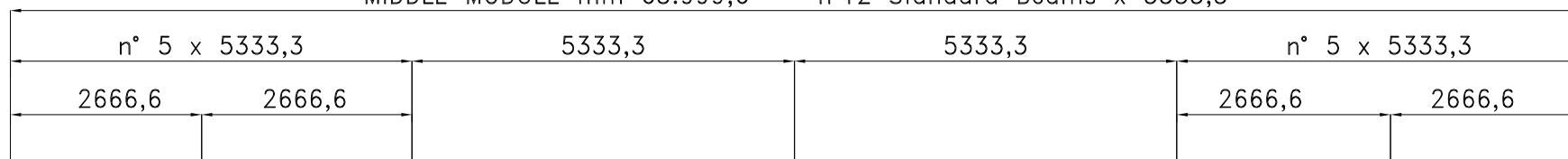
Test: 899_B
ASI: A - 0,70

TB42 - Truck 10.000 kg

Test: 897
W_N: m 1,0 (W3)
D_N: m 0,9
V_N: m 1,3 (V14)

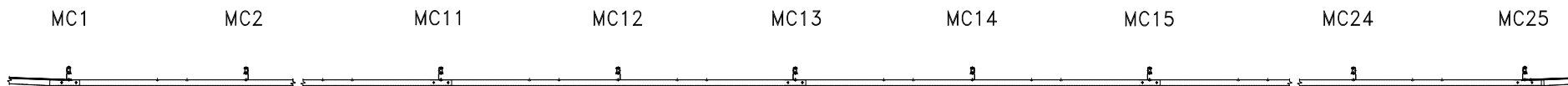
FRONT
VIEW

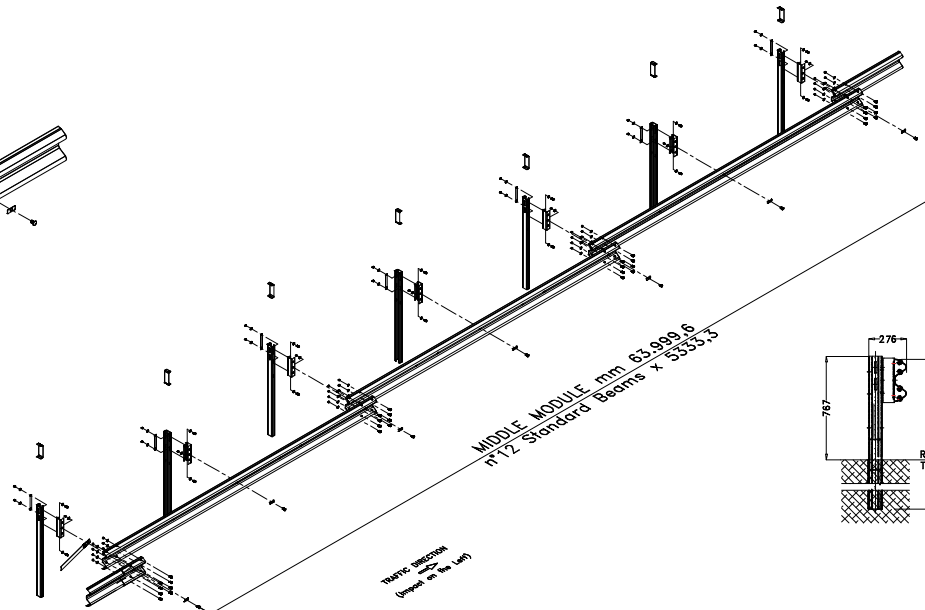
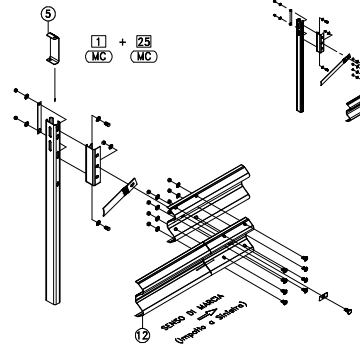
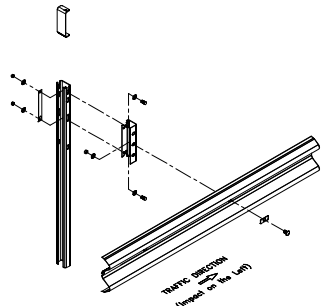
MIDDLE MODULE mm 63.999,6 – n°12 Standard Beams x 5333,3



TRAFFIC DIRECTION (Impact on the left) →

TOP
VIEW





APPROACHING MODULE
mm 9.523

